



Laura  
Worthington

The  
ADORN  
Pomander Smooth  
COLLECTION



# The Adorn


POMANDER SMOOTH COLLECTION

by Laura Worthington

What can be more lovely than a wedding, an intimate invitation, a gift from the heart? One whose presentation uses the warm and welcoming family of typefaces, ADORN POMANDER SMOOTH. This collection by type designer Laura Worthington embraces those celebrations in life, be they small or momentous and provides fonts to enhance the beauty of what we use to communicate during these moments. With a modern and sometimes quirky twist on the staid, almost corporate look of formal invitations, this family of lettering typefaces arms designers with a breathtakingly

large number of faces that work harmoniously, despite the distinctiveness of each. The Adorn Pomander Smooth Collection offers five display fonts, a script design, ornaments, banners, frames, and catchwords.

Weddings and gift-giving have moved into a new era, one that is more personal and heartfelt, dispensing with formalities. Even the concept of “elegance” has morphed from something rigid and perfect in its stylishness to a lifestyle that might include mismatched china, roses in a misshapen handblown glass vase, and elements of nature strewn across our stationery. An elegant wedding can be set on a hill overlooking the ocean, not from a seaside mansion, but at a spot arrived at after tromping a mile through the forest. As we say farewell to cookie-cutter weddings and templated events, Adorn helps us kiss corporate-looking stationery goodbye.

Anyone in the business of helping others celebrate life—florists, menu designers, landscapers, caterers, tailors, event planners—will find fitting fonts in this collection. DIYers and designers will enjoy it, too, for use in prints and drawings, quotes, invitations for gatherings, greeting cards, baby showers, gift cards, even wine bottles. 





## CATCHWORDS, BANNERS, FRAMES, AND ORNAMENTS

Adorn offers four noteworthy “extra” fonts, though the creative professional will find them anything but superfluous: catchwords, banners, frames, and ornaments.

Twenty-one **ADORN CATCHWORDS**, all custom hand-lettered using a fountain pen calligraphic technique, provide a stunning way to display frequently used words, such as prepositions, to connect factual information or simply to bridge the gap between a lavish script and a hard-working display font.

Twenty **ADORN BANNERS**, each with a mirrored image left and right element, are available, with a customized center that can be expanded to encapsulate a message or heading of any width. Whether the design requires something sophisticated, flowery, or hand-drawn in appearance, or a structure that whispers in the background so the message itself is the star, Adorn Banners is marked by the same versatility as the rest of the collection.

**ADORN FRAMES** is a highly customizable set of elements offering a multitude of approaches to creating frames of any

width, height, and style. Use it for corner elements, borders, or to make an actual frame. Adorn Frames features twenty corner elements and a set of nine top, bottom, and side pieces, along with a detailed description in the User’s Guide on how to construct the frames. Sides pieces include scalloped edges and other options with personality, along with classic straight edges to form rectangles and squares.

In keeping with the spirit of the collection, **ADORN ORNAMENTS** gift the designer with one hundred thirty-eight unique ornamental illustrations. From works inspired by nature, to stunning wreaths, embellishments, rules, and iconic wedding symbols, Adorn Ornaments are meant to accompany the scripts, rather than restricting them to a theme. They dance from whimsical to modern to vintage looks, yet stay safely within the range of the spectrum that is appropriate for the style of the scripts.

## POMANDER

Adorn Pomander, uses modern lettering with a cursive impression. Its origin—the fountain pen—carries the warmth of the human hand. It is strongly connected to what is personal, imperfect, and authentic, fulfilling today’s yearning





for a sense of the craftsman behind what we use.

Pomander is a whimsical butterfly of a font: light and airy. We see the essence of those times when love is new, when our minds take flight with daydreams, and our days are bright and giddy. The uppercase letters, especially, break the rules of traditional classic calligraphy. With 390 swashes and alternates.

## ADORN DISPLAY FONTS

**SANS CONDENSED** may be the most easily identified as bucking the template-derived wedding trend, given its modernity and informality. Created for weddings, gatherings, and pretty handmade items, it would be equally at home as a branding element of a startup or titling in movie credits. Brimming with whimsy and the eccentricities of the human touch, Condensed Sans also has contextual alternates with ambicase letters—a distinctive feature not usually found in display fonts.

**SERIF** adds weight to hold the scripts in check, just as the wedding ceremony is not merely the script's rose petals and tinkling glasses and kisses, but the serif's solemn vows and rings, as well. Adorn Serif includes small caps to afford more variety in word shapes, making even these display fonts

more readable in special settings. Adorn's serif display fonts break free from the slick and overly polished stock. Leaning toward a handmade authenticity, they were originally drawn by hand, and Worthington accentuates their irregularities and organic look in her design choices.

**ADORN ENGRAVED** is strongly reminiscent of formal invitations popular in the past. Still, the sweet tail of the Q and the irregular qualities of the lines bring it into the twenty-first century.

**ADORN SLAB SERIF** is available in Regular and Bold weights. Though these display fonts can also be used for body text, their uppercase mode shines, adding texture and style to a message. Adorn Slab Serifs are unique in the Adorn collection in that they are all mono-weights. They are perhaps more masculine in style than many of the other typefaces, with a touch of "retro,"—an historic reference with a contemporary spin. The option to use both upper and lower cases also affords a practicality. Adorn Slab Serifs work beautifully when paired with Adorn Pomander.







## OPENTYPE FAQ:

For information on how to access the swashes and alternates,  
visit [LauraWorthingtonType.com/faqs](http://LauraWorthingtonType.com/faqs)

All operating systems come equipped with a utility that make it possible to access the swashes and alternates in my fonts. Adobe Illustrator and InDesign (CS versions), Quark Xpress 7.0 (and above), CorelDRAW X6 (and above) have OpenType and Glyph panels, You may download instructional PDFs on my FAQs page for these programs. Microsoft Word 2010 and later versions allow you to access some OpenType features in the application as well.

There are additional ways to access alternates/swashes if you do not have one of the programs listed above: either by using your operating system's utility Character Map (Windows), Character Viewer (Mac OS versions prior to 10.9) or through Font Book (Mac OS 10.9 and later), by downloading NexusFont (free, Windows only) or by purchasing a software program such as PopChar or Ultra Character Map.

I recommend trying out Character Map/Viewer or NexusFont first to see how it works for you before purchasing third party software. If you don't like how these utilities work, here are some additional solutions...

For Mac users running OS 10.8 and above, there is Ultra Character Map, which may be downloaded on the App Store for \$9.99

For both Mac and PC, I also recommend PopChar by Ergonis (especially operating systems prior to 10.8), which is a standalone glyphs panel. It makes it easy to select and copy the swash or alternate letterform you want and paste it into just about any document/program (Photoshop, Word, Publisher, etc.) If you have, or are planning to purchase one of my fonts, contact me with a copy of your receipt for a 30% discount code on PopChar.





THE ADORN  
POMANDER  
SMOOTH  
COLLECTION

ORNAMENTATION

Catchwords Smooth  
Ornaments Smooth  
Frames Smooth  
Banners Smooth

*Hazelson*

No 536 CEYLON TEA  
PINOT NOIR

PLUME *and* BLOOM

BESPOKE ADORNMENTS

*Always Elegant*

Quality & Compatibility

THE HONOUR OF YOUR  
PRESENCE IS REQUESTED

THE ADORN  
POMANDER  
SMOOTH  
COLLECTION

SCRIPT

Pomander Smooth  
(Regular & Bold)

DISPLAY

Condensed Sans  
Smooth  
Engraved Smooth  
Serif Smooth  
Slab Serif Smooth  
(Regular & Bold)





# Adorn Pomander Smooth

Adorn Pomander is a whimsical butterfly of a font: light and airy. We see the essence of those times when love is new, when our minds take flight with daydreams, and our days are bright and giddy. The uppercase letters, especially, break the rules of traditional classic calligraphy. With 390 swashes and alternates.



Hello  
Greetings  
and  
Salutations  
*Pomme d'ambre, ie. apple of  
amber, is a ball made of perfumes  
such as ambergris, musk, or civet*

## Font Specifications

**ADORN POMANDER SMOOTH:**

Part of the Adorn family of fonts

**STYLES/WEIGHTS:**

Regular + Bold

**CHARACTERS:**

1429 characters per weight

**FONT FILES:**

1 OpenType (.otf) file and 1 TrueType (.ttf) file

**AVAILABLE:**

[LauraWorthingtonType.com](http://LauraWorthingtonType.com)

**OPENTYPE FAQ:**

To access swashes, alternates, ornaments,  
and for any OpenType questions,  
go to [LauraWorthingtonType.com/faqs](http://LauraWorthingtonType.com/faqs)

**ORIGINAL RELEASE:**

Adorn Pomander Smooth · April 2015

Adorn Pomander · May 2014









## Basic & Extended Latin Characters

À Á Â Ã Ä Å Æ Ç È  
É Ê Ë Ì Í Î Ï Ñ  
Ò Ó Ô Õ Ö Ø Ù Ú  
Û Ü Ý Þ ß à á â ã  
ä å æ ç è é ê ë ì í î ï ð ñ ò  
ó ô õ ö ö ø ù ú û ü ü å ý ÿ ź ž ƒ ƒ

à á â ã ä å æ ç è é ê ë ì í î ï ð ñ ò  
ó ô õ ö ö ø ù ú û ü ü å ý ÿ ź ž ƒ ƒ





## Swashes/Alternates

- *Swash Caps* A B C D E F G  
H I J K L M N O P  
Q R S T U V W X Y Z

- *Stylistic Alternates* r s t x z

- *Ligatures* tt

|| *Uncategorized* b o b o b o d o d o d o  
h o h o h o k o k o k o l o l o l o & J





# Stylistic Sets

ca ca a as a ad ad as as ad as A

SS01 SS02 SS03 SS04 SS05 SS06 SS07 SS08 SS09 SS10 SS11 SWSH

h h Ch Ch h h h h h h h h h

SS01 SS02 SS03 SS04 SS05 SS06 SS07 SS08 SS09 SS10 SS11 SS12

P P P Ch Ch h h h h h h h h B

SS13 SS14 SS15 SS16 SS17 SS18 SS19 SS20 // // // SWSH

ce ce d s o D T s s D s C

SS01 SS02 SS03 SS04 SS05 SS06 SS07 SS08 SS09 SS10 SS11 SWSH

■ LIGATURES (LIGA)  
 ■ STYLISTIC ALTERNATES (SALT)  
 ■ BEGINNING FORMS  
 ■ ENDING FORMS  
 ■ SWASH (SWSH)  
 // UNCATEGORIZED



ADORN POMANDER SMOOTH · SWASHES/ALTERNATES

*d d d d d d d d d d d*

SS01 SS03 SS04 SS05 SS06 SS07 SS08 SS09 SS10 SS11 SS12

*D D D D D d d d d d d d d*

SS13 SS14 SS15 SS16 SS17 SS18 SS19 SS20 // // // SWSH

*ce ce D es o D T es es D es E*

SS01 SS02 SS03 SS04 SS05 SS06 SS07 SS08 SS09 SS10 SS11 SWSH

*f f to fo fo F*

SS01 SS02 SS03 SS04 SS05 SS06 SWSH

■ LIGATURES (LIGA) ■ STYLISTIC ALTERNATES (SALT) ■ BEGINNING FORMS ■ ENDING FORMS ■ SWASH (SWSH) // UNCATEGORIZED



ADORN POMANDER SMOOTH · SWASHES/ALTERNATES

*cg* *cg* *I* *I* *L* *g* *g* *g* *g* *g* *g* *g*

SS01 SS02 SS03 SS04 SS05 SS06 SS07 SS08 SS09 SS10 SS11 SS12

*I* *I* *I* *g* *G*

SS13 SS14 SS15 SS16 SWSH

*h* *h* *Ch* *Ch* *h* *h* *h* *h* *h* *h* *h* *h*

SS01 SS02 SS03 SS04 SS05 SS06 SS07 SS08 SS09 SS10 SS11 SS12

*h* *h* *h* *h* *h* *h* *h* *h* *h* *h* *h* *h*

SS13 SS14 SS15 SS16 SS17 SS18 SS19 SS20 // // // SWSH

■ LIGATURES (LIGA) ■ STYLISTIC ALTERNATES (SALT) ■ BEGINNING FORMS ■ ENDING FORMS ■ SWASH (SWSH) // UNCATEGORIZED



ADORN POMANDER SMOOTH · SWASHES/ALTERNATES

---

*ci* *ci* *ci* *is* *J*

SS01 SS02 SS03 SS04 SWSH

---

*ci* *ci* *J* *J* *J* *J* *J* *J* *J* *J* *J* *J*

SS01 SS02 SS03 SS04 SS05 SS06 SS07 SS08 SS09 SS10 SS11 SS12

*J* *J* *J* *J*

SS13 SS14 SS15 SWSH

---

*k* *k* *k* *k* *k* *k* *k* *k* *k* *k* *k* *k*

SS01 SS02 SS03 SS04 SS05 SS06 SS07 SS08 SS09 SS10 SS11 SS12

■ LIGATURES (LIGA) ■ STYLISTIC ALTERNATES (SALT) ■ SWASH (SWSH) // UNCATEGORIZED ■ BEGINNING FORMS ■ ENDING FORMS

---







ADORN POMANDER SMOOTH · SWASHES/ALTERNATES

---

*ms* *m* *T* *N*

SS13 SS14 SS15 SWSH

---

*cn* *On* *en* *g* *g* *g* *g* *ns* *w* *ns* *ns* *w*

SS01 SS02 SS03 SS04 SS05 SS06 SS07 SS08 SS09 SS10 SS11 SS12

*ms* *w* *T* *N*

SS13 SS14 SS15 SWSH

---

*Co* *eo* *D* *o* *o* *D* *T* *eo* *eo* *D* *eo* *D*

SS01 SS02 SS03 SS04 SS05 SS06 SS07 SS08 SS09 SS10 SS11 SWSH

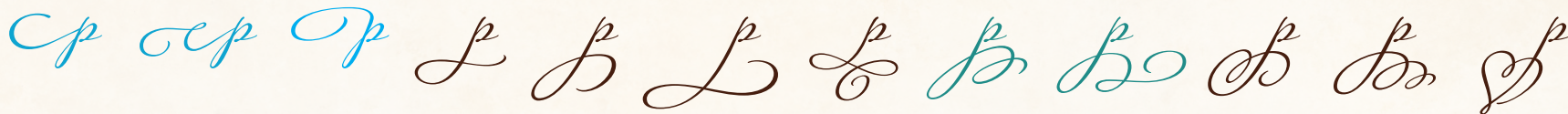
---

■ LIGATURES (LIGA) ■ STYLISTIC ALTERNATES (SALT) ■ SWASH (SWSH) // UNCATEGORIZED ■ BEGINNING FORMS ■ ENDING FORMS

---



ADORN POMANDER SMOOTH · SWASHES/ALTERNATES



SS01 SS02 SS03 SS04 SS05 SS06 SS07 SS08 SS09 SS10 SS11 SS12



SS13 SS14 SS15 SS16 SWSH



SS01 SS02 SS03 SS04 SS05 SS06 SWSH



SWSH



SS01 SS02 SS03 SS04 SS05 SS06 SS07 SS08 SS09 SS10 SS11 SALT

■ LIGATURES (LIGA) ■ STYLISTIC ALTERNATES (SALT) ■ SWASH (SWSH) // UNCATEGORIZED ■ BEGINNING FORMS ■ ENDING FORMS





ADORN POMANDER SMOOTH · SWASHES/ALTERNATES

---

*cs* *es* *P* *so* *p* *D* *T* *so* *so* *p* *S* *T*  
SS01 SS02 SS03 SS04 SS05 SS06 SS07 SS08 SS09 SS11 SWSH SWSH

---

*to* *to* *to* *t* *P* *t* *t* *t* *t* *t* *t* *t*  
SS01 SS02 SS03 SS04 SS05 SS06 SS07 SS08 SS09 SS10 SALT LIGA

---

*cu* *cu* *ou* *us* *w* *u* *u* *us* *us* *u* *us* *u*  
SS01 SS02 SS03 SS04 SS05 SS06 SS07 SS08 SS09 SS10 SS11 SWSH

---

*cv* *cv* *ov* *v* *D* *T* *P* *V*  
SS01 SS02 SS03 SS04 SS05 SS06 SS07 SWSH

---

■ LIGATURES (LIGA) ■ STYLISTIC ALTERNATES (SALT) ■ SWASH (SWSH) // UNCATEGORIZED  
■ BEGINNING FORMS ■ ENDING FORMS

---



ADORN POMANDER SMOOTH · SWASHES/ALTERNATES

*cw* *ew* *ow* *w* *wo* *w* *wT* *w* *wD* *w* *W*

SS01 SS02 SS03 SS04 SS05 SS06 SS07 SS08 SS09 SS10 SWSH

*cx* *ex* *ox* *x* *xo* *x* *xT* *x* *xD* *x* *xP* *x*

SS01 SS02 SS03 SS04 SS05 SS06 SS07 SS08 SS09 SS10 SS11 SS12

*z* *z* *x* *X*

SS13 SS14 SALT SWSH

*cy* *ey* *oy* *y* *y* *y* *y* *y* *y* *y* *y* *y*

SS01 SS02 SS03 SS04 SS05 SS06 SS07 SS08 SS09 SS10 SS11 SS12

■ LIGATURES (LIGA) ■ STYLISTIC ALTERNATES (SALT) ■ SWASH (SWSH) // UNCATEGORIZED ■ BEGINNING FORMS ■ ENDING FORMS



ADORN POMANDER SMOOTH · SWASHES/ALTERNATES

---



SS13 SS14 SS15 SS16 SS17 SWSH



SS01 SS02 SS03 SS04 SS05 SS06 SS07 SS08 SS09 SS10 SS11 SS12



SS13 SS14 SS15 SS16 SALT SWSH



//

■ LIGATURES (LIGA) ■ STYLISTIC ALTERNATES (SALT) ■ SWASH (SWSH) ■ BEGINNING FORMS ■ ENDING FORMS // UNCATEGORIZED



to Festoon  
Emblaze or  
embellish  
Array  
Ornament

to Festoon  
Emblaze or  
embellish  
Array  
Ornament

SS15  
SS09  
SS06

SS03  
SS11

SS05  
SS07  
SWASH

SS02  
STYLISTIC ALTERNATES





The  
West Brougham  
Gazetteer





The  
West Brougham  
Gazetteer

■ SS10

■ SS09

■ LIGATURES

■ SS08

■ SS06

■ SWASH

■ SS04





# ADORN CONDENSED SANS SMOOTH

Of all the fonts in the Adorn Collection, Condensed Sans may be the most easily identified as bucking the template-derived wedding trend, given its modernity and informality. Created for weddings, gatherings, and pretty handmade items, it would be equally at home as a branding element of a startup or titling in movie credits. Brimming with whimsy and the eccentricities of the human touch, Condensed Sans also has contextual alternates with ambicase letters—a distinctive feature not usually found in display fonts.





HELLO  
GREETINGS  
—AND—  
SALUTATIONS  
Brimming with  
WHIMSY AND the  
ECCENTRICITIES OF THE HUMAN TOUCH

## FONT SPECIFICATIONS

### ADORN CONDENSED SANS SMOOTH

Part of the Adorn family of fonts

### CHARACTERS:

358 characters per weight

### FONT FILES:

1 OpenType (.otf) file and 1 TrueType (.ttf) file

### AVAILABLE:

[LauraWorthingtonType.com](http://LauraWorthingtonType.com)

### OPENTYPE FAQ:

To access swashes, alternates, ornaments,  
and for any OpenType questions,  
go to [LauraWorthingtonType.com/faqs](http://LauraWorthingtonType.com/faqs)

### ORIGINAL RELEASE:

Adorn Condensed Sans Smooth · April 2015

Adorn Condensed Sans · May 2014









# BASIC & EXTENDED LATIN CHARACTERS

À Á Â Ã Ä Å Æ Ç Ć  
Ď Đ È É Ê Ë Ě Ę Ē Ì Í Î Ï Ĵ Ľ Ł  
Ń Ñ Ň Ò Ó Ô Õ Ö Ő Ō Ø Œ  
Ř Ŕ Ś Š Ŝ Ţ Ť Ù Ú Û Ü Ů Ű  
Û Ū Ý Ÿ Ž ž Ž Ɔ Ɓ ƃ ɔ



■ **STYLISTIC ALTERNATES**  
(STANDARD LATIN ALPHABET)

A B K P R

a e f i m n r t u w





# ALPHABET

A A a

---

B B

---

C

---

D

---

E e

---

F f

---

G

---

H

---

I i

---

J

---

K K

---

L

---

M m

---

N n

---

O

---

P P

---

Q

---

R R r

---

■ STYLISTIC ALTERNATES



S

T

U

V

W

X

t

u

w

Y

Z

■ STYLISTIC ALTERNATES





to festoon

EMBLAZE or  
embellish

array

ORNAMENT

to festoon

EMBLAZE or  
embellish

array

ORNAMENT

■ STYLISTIC ALTERNATES



AMBICASE  
BOOKS

NEW · USED · RARE · SPECIALTY





AmBicase  
BOOKS

NEW · USED · RARE · SPECIALTY

■ STYLISTIC ALTERNATES

# ADORN ENGRAVED SMOOTH

Adorn Engraved is strongly reminiscent of formal invitations popular in the past. Still, the sweet tail of the Q and the irregular qualities of the lines bring it into the twenty-first century and accentuates the decorative look of the engraved font; the incisions within the stems and serifs allow the designer to use color to enliven them.





HELLO  
GREETINGS  
-AND-  
SALUTATIONS

ENGRAVED TYPEFACES, KNOWN  
FOR THEIR FORMAL AESTHETIC  
ARE MOST COMMONLY USED IN  
STATIONERY & SOCIAL PRINTING

## FONT SPECIFICATIONS

### ADORN ENGRAVED SMOOTH

Part of the Adorn family of fonts

### CHARACTERS:

1429 characters per weight

### FONT FILES:

1 OpenType (.otf) file and 1 TrueType (.ttf) file

### AVAILABLE:

[LauraWorthingtonType.com](http://LauraWorthingtonType.com)

### OPENTYPE FAQ:

To access swashes, alternates, ornaments,  
and for any OpenType questions,  
go to [LauraWorthingtonType.com/faqs](http://LauraWorthingtonType.com/faqs)

### ORIGINAL RELEASE:

Adorn Engraved Smooth · April 2015

Adorn Engraved · May 2014







# BASIC & EXTENDED LATIN CHARACTERS

À Á Â Ã Ä Å Æ Ā Æ  
Ç Ć Ĉ Ċ Ď Đ È É Ê Ë Ě Ę Ē  
Ì Í Î Ï Ĩ Ī Ĭ Ľ Ł Ń Ñ Ň Ò Ó Ô Õ Ö Ö  
Ő Ő Ø Œ Ŕ Ŗ Ś Š Ŝ Ṭ Ṭ Ù Ú Û  
Ü Ů Ű Ū Ŭ Ů Ÿ Ÿ Ž Ž Ž Ɔ

À Á Â Ã Ä Å Æ Ā Æ Ç Ć Ĉ Ċ Ď È É Ê Ë Ě Ę Ē  
Ì Í Î Ï Ĩ Ī Ĭ Ľ Ł Ń Ñ Ň Ò Ó Ô Õ Ö Ö Ő Ő Ø Œ  
Ŕ Ŗ Ś Š Ŝ Ṭ Ṭ Ù Ú Û Ü Ů Ű Ū Ŭ Ů Ÿ Ÿ Ž Ž Ž ð Ɔ Ɔ



TO FESTOON

EMBLAZE OR EMBELLISH

ARRAY

ORNAMENT





# ADORN SERIF SMOOTH

Adorn Serif breaks free from the slick and overly polished stock. Leaning toward a handmade authenticity, the letterforms were originally drawn by hand, and Worthington accentuates their irregularities and organic look in her design choices.



HELLO  
GREETINGS  
-AND-  
SALUTATIONS

SERIFS ORIGINATED IN THE LATIN  
ALPHABET WITH INSCRIPTIONAL  
LETTERING—WORDS CARVED INTO  
STONE IN ROMAN ANTIQUITY.

## FONT SPECIFICATIONS

### ADORN SERIF SMOOTH

Part of the Adorn family of fonts

### CHARACTERS:

204 characters per weight

### FONT FILES:

1 OpenType (.otf) file and 1 TrueType (.ttf) file

### AVAILABLE:

[LauraWorthingtonType.com](http://LauraWorthingtonType.com)

### OPENTYPE FAQ:

To access swashes, alternates, ornaments,  
and for any OpenType questions,  
go to [LauraWorthingtonType.com/faqs](http://LauraWorthingtonType.com/faqs)

### ORIGINAL RELEASE:

Adorn Serif Smooth · April 2015

Adorn Serif · May 2014







# BASIC & EXTENDED LATIN CHARACTERS

À Á Â Ã Ä Å Æ Ç Ć Ď Đ È É Ê Ë Ě Ę Ē Ì Í Î Ï Ĺ Ľ  
Ł Ń Ņ Ñ Ò Ó Ô Õ Ö Ő Ø Œ Ŕ Ŗ Š š Ţ ı Ť Ů Ú Ū Ŭ  
Ű Ų Ÿ Ź Ž ž Ɔ

À Á Â Ã Ä Å Æ Ç Ć Ď đ È É Ê Ë Ě Ę Ē Ì Í Î Ï Ĺ Ľ  
ł Ń Ņ Ñ Ò Ó Ô Õ Ö Ő Ø Œ Ŕ Ŗ Š š Ţ ı Ť Ů Ú Ū Ŭ  
Ű Ų Ÿ Ź Ž ž Ɔ Ɔ





TO FESTOON

EMBLAZE OR EMBELLISH

ARRAY

ORNAMENT



# Adorn Slab Serif Smooth

## REGULAR & BOLD

Adorn Slab Serif is available in Regular and Bold weights. Though these display fonts can also be used for body text, their uppercase mode shines, adding texture and style to a message. Adorn Slab Serifs are unique in the Adorn collection in that they are all mono-weights. They are perhaps more masculine in style than many of the other typefaces, with a touch of “retro,”—an historic reference with a contemporary spin. The option to use both upper and lower cases also affords a practicality.





# Hello GREETINGS and SALUTATIONS

EST. early 1800s  
slab serif fonts are also  
called mechanistic,  
square serif or Egyptian

## Font Specifications

### ADORN SLAB SERIF SMOOTH

Part of the Adorn family of fonts

### STYLES/WEIGHTS:

Regular + Bold

### CHARACTERS:

294 characters per weight

### FONT FILES:

1 OpenType (.otf) file and 1 TrueType (.ttf) file

### AVAILABLE:

[LauraWorthingtonType.com](http://LauraWorthingtonType.com)

### OPENTYPE FAQ:

To access swashes, alternates, ornaments,  
and for any OpenType questions,  
go to [LauraWorthingtonType.com/faqs](http://LauraWorthingtonType.com/faqs)

### ORIGINAL RELEASE:

Adorn Slab Serif Smooth · April 2015

Adorn Slab Serif · May 2014



# Standard Characters

A B C D E F G H I J K L M

N O P Q R S T U V W X Y Z

a b c d e f g h i j k l m n o p q r s t u v w x y z

0 1 2 3 4 5 6 7 8 9 <sup>1</sup>/<sub>2</sub> <sup>2</sup>/<sub>3</sub> <sup>1</sup>/<sub>4</sub> <sup>3</sup>/<sub>4</sub>

! " # \$ % & ' ( ) \* , - . / : ; < > ? @ [ \ ] ^ \_ { | } ~ ¡ « » ¿

– ‘ ’ , “ ” „ † ‡ · … ‹ › ¢ £ ¥ € f

## OTHER CHARACTERS

˘ ˙ ˚ ˛ ˜ ˝ ˞ ˟ ˠ ˡ ˢ ˣ ˤ ˥ ˦ ˧ ˨ ˩ ˪ ˫ ˬ ˭ ˮ ˯ ˰ ˱ ˲ ˳ ˴ ˵ ˶ ˷ ˸ ˹ ˺ ˻ ˼ ˽ ˾ ˿

π § ª º ¶ ‰ / © ® ™ Δ ∫ ◊ ,





## Basic & Extended Latin Characters

À Á Â Ã Ä Å Æ Ā Æ  
Ç Ć Ć Ď Ď È É Ê Ë Ě Ę Ē  
Ì Í Î Ï Ĩ Ī Ĺ Ł Ń Ñ Ň Ò Ó Ô Õ Ö Ö  
Ő Ō Ø Œ Ŕ Ŗ Š š Ŝ Ţ Ť Ù Ú Û  
Ŭ Ů Ű Ū Ŭ Ý Ÿ Ž ž Ž Ɔ

à á â ã ä å æ ā æ ç ć Ć đ đ è é ê ë ě ę ē ì í î ï ĩ ĩ  
ĺ ł ń ñ ñ ò ó ô õ ö ő ő ō ø œ ŕ Ŗ š š ŝ ť ŧ  
ù ú û ü ŭ ů ŭ ý Ÿ ž ž ž Ɔ Ɔ



to festoon

EMBLAZE OR EMBELLISH

Array

ORNAMENT





To: ADORN From:  
CATCHWORDS  
Mr. Smooth Mrs.

Twenty-one Adorn Catchwords, all custom hand-lettered using a fountain pen calligraphic technique, provide a stunning way to display frequently used words, such as prepositions, to connect factual information or simply to bridge the gap between a lavish script and a hard-working display font.



The  
4<sup>th</sup>  
Dr.

## FONT SPECIFICATIONS

### ADORN CATCHWORDS SMOOTH

Part of the Adorn family of fonts

### CHARACTERS:

21 characters

### FONT FILES:

1 OpenType (.otf) file and 1 TrueType (.ttf) file

### AVAILABLE:

[LauraWorthingtonType.com](http://LauraWorthingtonType.com)

### OPENTYPE FAQ:

To access swashes, alternates, ornaments,  
and for any OpenType questions,  
go to [LauraWorthingtonType.com/faqs](http://LauraWorthingtonType.com/faqs)

### ORIGINAL RELEASE:

Adorn Catchwords Smooth · April 2015

Adorn Catchwords · May 2014





Mr.

A

Mrs.

B

Ms.

C

Dr.

D

RSVP

E

Save  
the  
Date

F

To:

G

From:

H

No.

I

and

J

of

K

by

L

for

M

on

N

at

O

with

P

The

Q

se

R

no

S

re

T

th

U





ADORN  
ORNAMENTS



*Smooth*

In keeping with the spirit of the collection, Adorn Ornaments gift the designer with 130 unique ornamental illustrations.

From works inspired by nature, to stunning wreaths, embellishments, rules, and iconic wedding symbols, Adorn Ornaments are meant to accompany the scripts, rather than restricting them to a theme. They dance from whimsical to modern to vintage looks, yet stay safely within the range of the spectrum that is appropriate for the style of the scripts.







## FONT SPECIFICATIONS

### ADORN ORNAMENTS SMOOTH

Part of the Adorn family of fonts

### CHARACTERS:

138 characters

### FONT FILES:

1 OpenType (.otf) file and 1 TrueType (.ttf) file

### AVAILABLE:

[LauraWorthingtonType.com](http://LauraWorthingtonType.com)

### OPENTYPE FAQ:

To access swashes, alternates, ornaments, and for any OpenType questions, go to [LauraWorthingtonType.com/faqs](http://LauraWorthingtonType.com/faqs)

### ORIGINAL RELEASE:

Adorn Ornaments Smooth · April 2015

Adorn Ornaments · May 2014



ADORN ORNAMENTS SMOOTH · CHARACTERS



DEFAULT/BASIC LATIN



STYLISTIC ALTERNATES



!



#



\$



%



&



(



)



\*



+



=



9



0

(zero)



-



;



1



2



3



4



5



6



7



8



/



.



A



B



C



D



,



z



?



F



G



H



I



J



K



L



M





ADORN ORNAMENTS SMOOTH · CHARACTERS



DEFAULT/BASIC LATIN



STYLISTIC ALTERNATES



N



O



P



E



Q



R



S



T



U



\_



V



W



X



Z



[



^



z




C



u



y



@



a



b



c



d



e



f



ADORN ORNAMENTS SMOOTH · CHARACTERS



DEFAULT/BASIC LATIN



STYLISTIC ALTERNATES



g



h



i



j



k



l



m



n



o



p



r



q



s



t



u



v



w





ADORN ORNAMENTS SMOOTH · CHARACTERS



DEFAULT/BASIC LATIN



STYLISTIC ALTERNATES



x



y



Y



a



b



C



D



E



F



G



c



t



T



h



r



e



k



i



W



d



s



j



J



N



q



K



g



B



ADORN ORNAMENTS SMOOTH · CHARACTERS



DEFAULT/BASIC LATIN



STYLISTIC ALTERNATES



H



\



l



O



f



Y



S



L



I



R



l



m



n



o



p



A



U




V



M



P



Q




X







Twenty Adorn Banners, each with a mirrored image left and right element, are available, with a customized center that can be expanded to encapsulate a message or heading of any width. Whether the design requires something sophisticated, flowery, or hand-drawn in appearance, or a structure that whispers in the background so the message itself is the star, Adorn Banners are marked by the same versatility as the rest of the collection.



## FONT SPECIFICATIONS

### ADORN BANNERS SMOOTH

Part of the Adorn family of fonts

### CHARACTERS:

117 characters

### FONT FILES:

1 OpenType (.otf) file and 1 TrueType (.ttf) file

### AVAILABLE:

[LauraWorthingtonType.com](http://LauraWorthingtonType.com)

### OPENTYPE FAQ:

To access swashes, alternates, ornaments, and for any OpenType questions, go to [LauraWorthingtonType.com/faqs](http://LauraWorthingtonType.com/faqs)

### ORIGINAL RELEASE:


Adorn Banners Smooth · April 2015

Adorn Banners · May 2014





End Pieces





M N O P



Q R S T



U V W X



Y y Z z



[ { ] }



a b c d

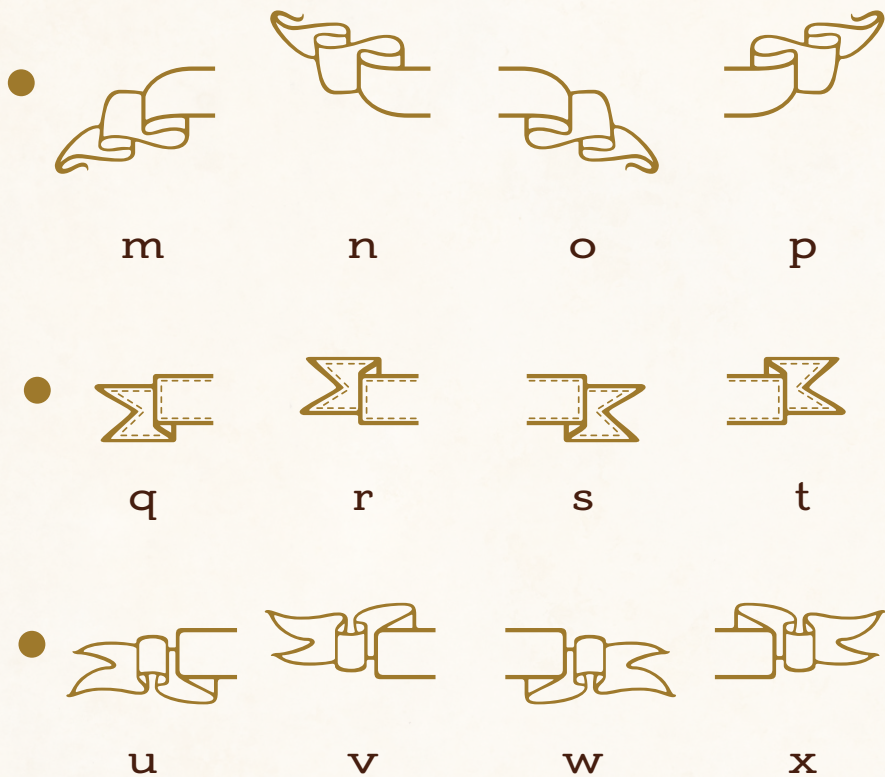


e f g h



i j k l





### Middle Pieces





# ADORN FRAMES

## *Smooth*

Adorn Frames is a highly customizable set of elements offering a multitude of approaches to creating frames of any width, height, and style. Use it for corner elements, borders, or to make an actual frame. Adorn Frames features twenty corner elements and nine sets of top, bottom, and side pieces, along with a detailed description in the User's Guide on how to construct the frames. Side pieces include scalloped edges and other options with personality, along with classic straight edges to form rectangles and squares.







## FONT SPECIFICATIONS

### ADORN FRAMES SMOOTH

Part of the Adorn family of fonts

### CHARACTERS:

117 characters

### FONT FILES:

1 OpenType (.otf) file and 1 TrueType (.ttf) file

### AVAILABLE:

[LauraWorthingtonType.com](http://LauraWorthingtonType.com)

### OPENTYPE FAQ:

To access swashes, alternates, ornaments,  
and for any OpenType questions,  
go to [LauraWorthingtonType.com/faqs](http://LauraWorthingtonType.com/faqs)

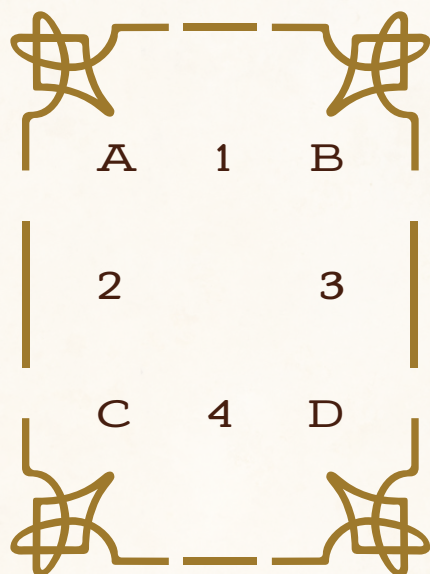
### ORIGINAL RELEASE:

Adorn Frames Smooth · April 2015

Adorn Frames · May 2014



## Create your own custom borders using one of two easy methods!




### TIP:

You may adjust the height of the frame by decreasing leading, and the width of the frame by decreasing kerning.



### Setting the Stage

- Create a new layer for your border. If you are designing in Illustrator, open the character panel and uncheck fractional widths from the dropdown menu.
- Create a new text frame the size of the border that you want to create (InDesign, Illustrator) or click anywhere to start a text frame (Illustrator).
- Click in the text frame and choose Adorn Frames Smooth from the font drop-down menu. **Note:** Adorn Frames Smooth may appear as a set of borders rather than the font name in the font dropdown menu.





## Method 1

### Using the glyph panel to create borders

1. Open the glyphs panel and select the top left border corner. Double-click to insert the corner. Next, select the right top corner and insert it. Hit Enter on the keyboard. Repeat this step using the bottom left and right corners.
2. Highlight the border pieces and adjust the font size until it has the thickness you want, then adjust the leading to be the same size as the font. E.g., if your font is 48 pt, your leading should be 48 pt.
3. Place your cursor between the top left and right corner pieces and insert a horizontal piece from the glyph menu. Do the same between the left and right bottom corners. Now, place your cursor on the right side of the top right corner and hit the Enter key. Select a vertical piece from the glyph menu to insert, then add vertical pieces to the right side of the border, adding spaces as necessary. Continue adding vertical and horizontal pieces until the border is the width and height that you want. When you have your border the way you like, lock the layer and create a new layer for the rest of your design.





## Method 2

### Using the Keyboard and OpenType to create borders

**\*Troubleshooting tip for  
InDesign and Illustrator users:**

If the borders aren't lining up properly, uncheck "fractional widths" in the Character panel.

Locate the border corners that you want to use. From the Character panel (InDesign), click on the dropdown menu, select **OpenType**, then select **Default Figure Style**. Or, simply open the OpenType panel (Illustrator).

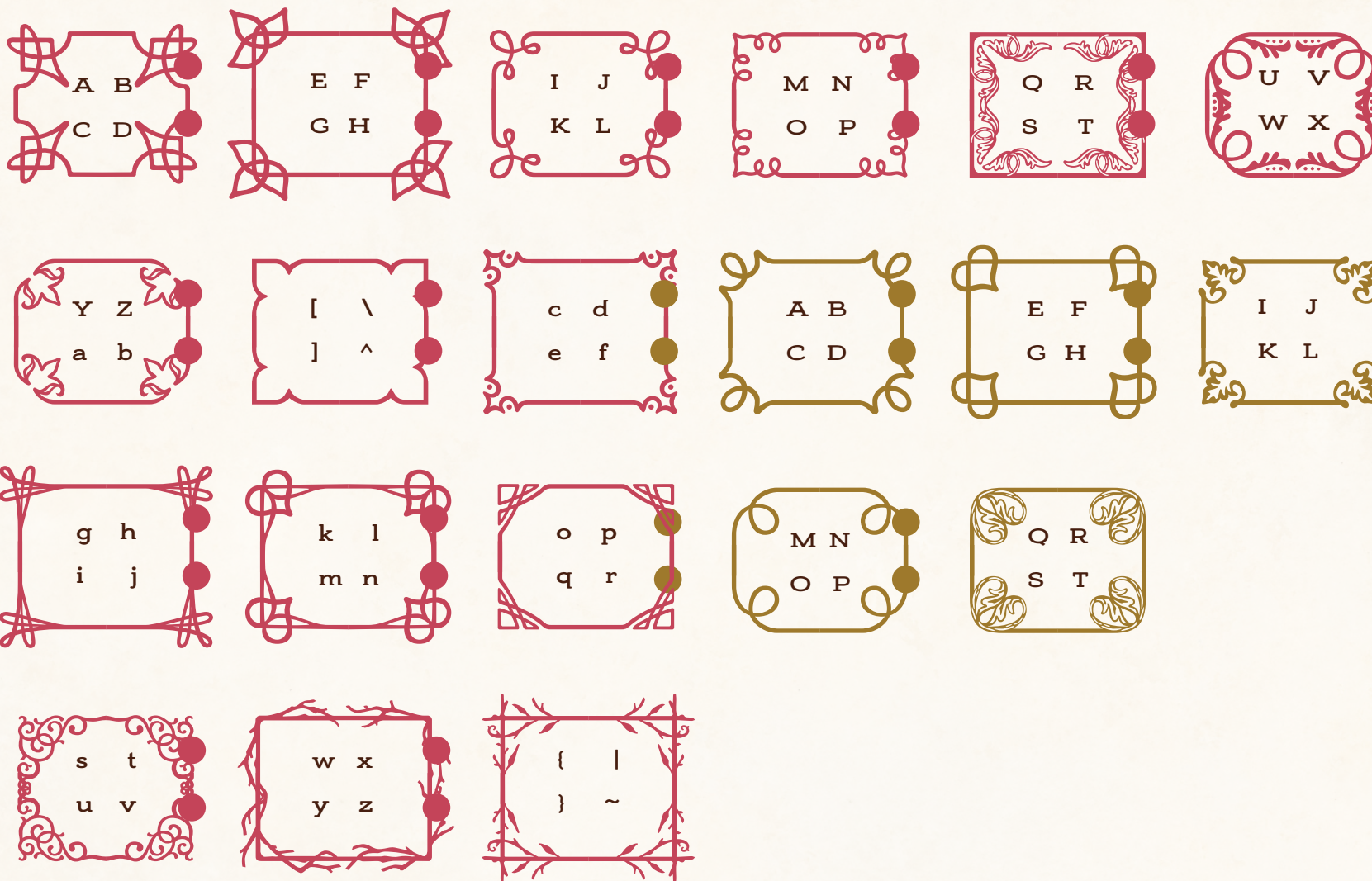
1. Type the letters/numbers/symbols for the top left and right border corners, hit Enter and type the letters/numbers/symbols for the bottom left and right corners. (E.g., AB [enter key] CD)
2. Highlight the border pieces and adjust the font size until it has the thickness you want, then adjust the leading to the same size as the font. E.g., if your font is 48 pt, your leading should be 48 pt. Note: in some programs, such as Microsoft Word, you won't need to adjust leading. If there are any gaps in the vertical frame pieces, set your line spacing to single in the Formatting Palette and/or in Paragraph Spacing, Before and After are set to zero.
3. Place your cursor between the top left and right corner pieces and type the letters/numbers/symbols for the horizontal piece. Do the same between the left and right bottom corners. Now, place your cursor on the right side of the top right corner and hit the Enter key. Type the letter/number/symbol of the vertical piece that you want on the left side of the border, then do the same to the right side, adding spaces as necessary. Continue adding vertical and horizontal pieces until the border is the width and height that you want.





# Corners

-  DEFAULT / BASIC LATIN
-  STYLISTIC ALTERNATES



DEFAULT /  
BASIC LATIN

STYLISTIC  
ALTERNATES

Top  
Left  
Right  
Bottom

## Top, Bottom, Sides

